







Using Wood Chunk Filler in the IPOLE-WPK Repair

Use of clean **WOOD CHUNK FILLER** can reduce both installation time and total installed cost of the **IPOLE-WPK** woodpecker hole repair. Using wood chunks requires that a few simple rules be followed:

- **IFOAM First** and **IFOAM Last**. (Installing **IFOAM** first coats the bottom of the hole, and **IFOAM** last allows **IFOAM** to expand and bond to top of the hole.)
- Install **IFOAM** and wood chunk filler in **LAYERS**. (A good rule of thumb is about a "handful" of **IFOAM** followed by about a "handful" of **WOOD CHUNK FILLER**...)
- With the hole nearly full, fill the remainder with **IFOAM** - - - **ALL OF THE WAY TO THE TOP**. (**IFOAM**'s liquid foaming action will expand vertically creating a structural bond at the top of the hole.)
- Old wood poles and crossarms are an excellent source for wood chunks that can be used with the **IPOLE-WPK** System. Chunks of cut lumber also work well.



IFOAM Specialty Products Corporation

Sanford

Florida